

Led by experience. Driven by curiosity.

# FF85 CT

High resolution and ultimate inspection  
versatility for science & research.



**c•met**  
yxlon

# Deeper insights.

Looking beyond the surface is our core competency at Comet Yxlon – but not only in a technical way.

Zooming in on your industry, applications and business challenges allows us to develop innovative and relevant solutions that help you shape future markets. Faster time to market? Avoiding production downtimes? The perfect image with the highest resolution, as fast and easy as possible? Whatever your goal – let's talk about it!

## Comet Yxlon – this is who we are.

Comet Yxlon designs and manufactures high-end X-ray and CT system solutions for industrial environments – based on customer-centric product development. We're proud to be part of Comet, the globally leading Swiss technology company with a focus on plasma control and X-ray technology.

Led by experience.  
Driven by curiosity.




You can switch between the different tubes in one CT sequence.

## Your benefits with the FF85 CT:

- Large inspection envelope: FOV extensions, multiple trajectories
- Precise manipulation and temperature stability
- New VistaX feature packages for best-in-class image quality and speed
- Intuitive Gemini user interface
- Optional 450 kV MesoFocus tube

# As versatile as your applications.

**A new level of flexibility: Thanks to its dual-tube configuration and the choice of two detectors, the high-energy, high-resolution FF85 CT covers a wide variety of applications.**



Small parts, large parts, dense materials – with its possible combination of two X-ray tubes, a spacious flat-panel detector and/or the CTScan 3 line detector, the FF85 CT is up for almost everything. Seamless switches between 2D radiography, 3D cone-beam, and fan-beam CT provide outstanding flexibility and allow for individual inspection processes.

#### **You choose: micro-focus, mini-focus or our MesoFocus tube**

While the mini-focus tube, with its high energy of up to 600 kV, is the right solution for large and dense parts, the directional micro-focus tube (up to 300 kV) provides detailed insights into the inner structures of small components. Our 450 kV MesoFocus combines the robustness and high energy of our mini-focus tubes with the spatial resolution of the open micro-focus tubes by five selectable focal spots.

#### **Flat-panel detector, line detector – or both?**

The optional equipment with a large flat-panel detector optimized for high energies and the Comet Yxlon CTScan 3 line detector for challenging applications enables an above-average range of use for the FF85 CT. With its unprecedented signal-to-noise ratio and a pixel pitch of 254 µm, the CTScan 3 is the no-alternative solution for the crystal-clear inspection of large and/or dense components.

It is designed for up to 600 kV operation reducing unwanted scatter radiation, providing low-noise electronics and highly efficient scintillators.

#### **The granite-based manipulator**

Rock-solid and granite-based: The seven-axe manipulator guarantees temperature stability and smallest thermal expansion for maximum precision and accuracy.

#### **Which items can be inspected with the FF85 CT?**

---

Aluminum, steel and super alloy components

---

Additively manufactured parts

---

Battery cells, modules and systems

---

Fiber-reinforced composites

---

Plastic injection molded parts

---

Cultural assets, historical art and archeological objects

---

Geological, paleontological and biological samples

---

Mechatronic modules

---

#### **Which applications is it designed for?**

---

Material and structural analysis in R&D

---

First article inspection

---

Dimensional measurement

---

Small series inspection

---

Failure analysis

---

Assembly checks

---

Digitization

---

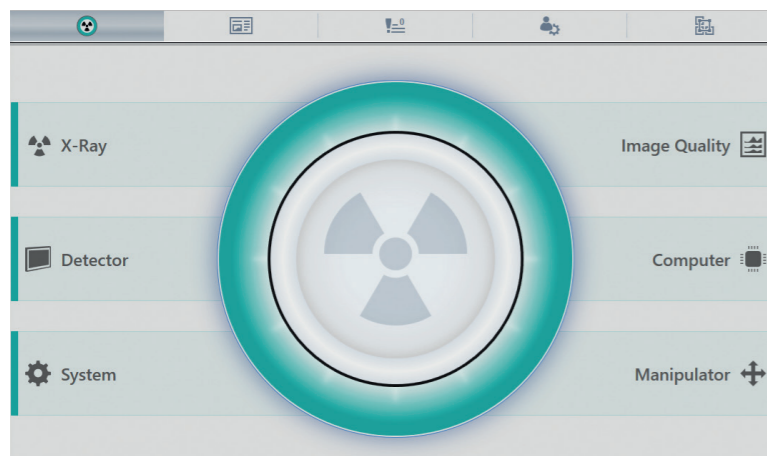
Segmentation

---

# Easy operation. Ultimate flexibility.

Our Gemini software helps users perform inspections as easily as possible – and boasts some highly potent CT techniques for maximum image quality and diverse field-of-view extensions.

As the single user interface for all workflows, Gemini uses automation, wizards and presets to guide users of different skill levels smoothly through the inspection process. In addition, its powerful CT techniques facilitate the optimum part size spectrum, speed, and image quality.



Gemini's Healthmonitor shows the current system condition.

## Collision protection

The intuitive SmartGuard takes collision protection to the next level. Benefit from highest magnifications without risking damage to part or system by following the exact outline of your part.

## Helical scan trajectories

- HeliExtend – to avoid cone-beam artifacts
- HeliExtend Dual – combined offset and helical CT scan for very large parts
- Both HeliExtend and HeliExtend Dual available as QuickScan and QualityScan
- QuickScan allows for 3-5 times faster scanning

## Scan extensions

- Horizontal field-of-view extension
- Vertical field-of-view extension
- Combination of horizontal and vertical field-of-view extensions

## Image quality optimizations.

### ScatterFix 2.0

The innovative ScatterFix 2.0 functionality developed by Comet Yxlon reduces scatter radiation to improve the quality of the CT data, e.g. for optimized surface determination.

### Beam hardening correction (BHC)


It allows the correction of unwanted gray-value gradients in otherwise homogeneous materials, e.g. in order to reliably carry out a pore analysis.

### Metal artifact reduction (MAR)


With complex components consisting of plastics and metals, MAR significantly reduces the interfering effects causing the less dense material to 'disappear'.



Improving image quality: Cone-beam CT without (left) and with ScatterFix 2.0 (right).



Eliminating unwanted gray-value gradients: Cone-beam CT without (left) and with Beam Hardening Correction (right).



Reducing interferences: Cone-beam CT without (left) and with Metal Artifact Reduction (right).

# Ergonomic. Intuitive. Accessible.



In the FF85 CT, software and hardware work hand in hand to make system operation as easy as possible. The clean layout of the operator desk with tiltable touchscreens allows users to stay focused on the inspection task. The height of the desk can be adjusted, facilitating operation from a sitting or standing position. Healthmonitor and push messages keep the user informed about system status and inspection progress at all times.



# VistaX. See better. Faster. More.

Opening new horizons: With best-in-class image quality and unprecedented speed, VistaX significantly increases productivity. The powerful CT software solution comes in different feature packages.

## Vista.

The best-in-class entry-level package contains these features:

### QuickScan/QualityScan

Choose a mode according to your requirements: Use QuickScan for a revealing overview or QualityScan for high-resolution in-depth analysis.

### SpeedMode

Achieve up to three times\* faster scans for parts of a flat geometry than with the classic QualityScan while keeping image detail resolution.

### FlexCenter

Your ROI is not in the center of the turntable? FlexCenter provides a flexible rotation axis – no need for part repositioning.

## VistaX.

See finest details in unrivaled resolution: In addition to all features of the Vista package, VistaX also comprises ZoomScan.

### ZoomScan

Increase your resolution by up to ten times\* compared to QualityScan. Just combine SmartGuard with the revolutionary ZoomScan feature, and the system follows your part's exact outline. Additionally activate the SpeedMode to increase scan speed by up to three times\*.

## VistaX Pro.

Setting new standards in productivity: In addition to all VistaX features, VistaX Pro also contains LayerScan.

### LayerScan

The Comet Yxlon computed laminography solution is the most efficient technology for highest resolution slice images of flat parts without the need for 360° rotations. Furthermore, it accelerates the scan speed by up to five times\*.

\* Achieved magnification and acceleration of scan times depend on the geometry of the part.

# Life Cycle Service: supporting you every step of the way.

At Comet Yxlon, service is not an add-on, but an integral part of every product. We support you through the entire life cycle of your system – for easy operation and extended product life.

Offline applications, at-line scenarios, or in-line implementation – Comet Yxlon supplies tailored service solutions for a wide range of production environments. Whether you are an X-ray beginner or a CT expert, whether you need introductory training or a performance upgrade: Our service team is here to support you.

## 1. Getting you started

Our professional Comet Yxlon field service technicians or certified service providers will ease your way into working with your new inspection system.

- Bringing the system to life: installation & commissioning
- Power on: introductory training by Comet Yxlon Academy
- Correct measurements from the start: SmartCalibration
- Cost transparency from the beginning: flat fee service rates

## 2. Running things smoothly

Is there an issue? No problem. Our skilled service technician team helps with troubleshooting, maintenance, and part exchange for easy operation.

- High efficiency thanks to remote control and VisualAssist
- Professional phone support and on-site visits
- Preventive maintenance and SmartExchange
- High-end system monitoring with SmartCalibration

## 3. Enhancing performance

With our upgrades and conversion kits, your Comet Yxlon system remains in top-notch condition and keeps its value as market demands change.

- System release upgrades, feature & performance upgrades
- Component upgrades
- System software upgrades
- Advanced Academy training

### Tailor-made Service Level Agreements

Our Service Level Agreements are based on different performance factors, e.g.

**ServicePass** – for fast reaction times and seamless maintenance

**SmartPass** – focusing on the highest possible system availability

**LifeCyclePass** – the all-inclusive premium contract for guaranteed life-cycle-costs

Please contact us to learn more about the specifics of our different service contracts!

# The FF85 CT in numbers.

X-ray source	Micro-focus 225 kV	Micro-focus 300 kV	MesoFocus 450 kV	Mini-focus 450 kV	Mini-focus 600 kV
X-ray tube type	Open, unipolar		Sealed, bipolar	Sealed, bipolar	
Max. energy	225 kV	300 kV	450 kV	450 kV	600 kV
Max. power	320 W	350 W	50 W / 100 W / 250 W / 350 W / 450 W	700 W	1500 W
Focal spot diameter	5 - 6 µm		60 µm / 100 µm / 250 µm / 350 µm / 450 µm	0.4 mm / 1.0 mm	0.7 mm / 2.0 mm

Detector	Flat-panel detector		Line detector	
	4343HE	4343N	CTScan 3-620	CTScan 3-780
Max. energy	16,000 kV	450 kV	600 kV	
Active area	427 x 427 mm	432 x 432 mm	620 mm	780 mm
Pixel pitch	139 µm	150 µm	254 µm	
Pixel matrix	3,072 x 3,072	2,880 x 2,880	2,432	3,072
Max. frame rate	25 fps (3x3 binning)	60 fps (4x4 binning)	100 fps	
Dynamic range	16 bit	16 bit	16 bit	

## Manipulator / Inspection part

Max. FDD (focus-detector distance)	2,000 mm or larger on request
Max. part size (Ø x h)	1,000 mm (collision protected) x 2,000 mm or larger on request
Max. part weight	400 kg
Manipulator weight	9,000 kg (or more for larger manipulators)

## CT Trajectories

Circular scan	Available as QuickScan (continuous rotation) and QualityScan (stop-and-go mode). Scan fields can be extended horizontally, vertically and as a combination of both.
HeliExtend	Helical scan available as QuickScan and Quality Scan. Horizontal scan-field extension with HeliExtend Dual.
VistaX	SpeedMode, ZoomScan, LayerScan, FlexCenter

## CT fields of view

Tube-detector combination	Micro-focus – Flat-panel detector	Mini-/MesoFocus – Flat-panel detector	Mini-/MesoFocus – Line detector <sup>1)</sup>
FOV (circular, Ø x h) <sup>2)</sup>	355 x 305 mm	365 x 325 mm	605 x 990 mm <sup>2)</sup>
FOV extended (vertical & horizontal, Ø x h) <sup>2)</sup>	680 x 1,300 mm <sup>2)</sup>	710 x 1,085 mm <sup>2)</sup>	980 x 990 mm <sup>2)</sup>

## Cabinet / Enclosure

Max. shielded energy	450 kV	600 kV
Dimensions (l x w x h) <sup>2)</sup>	5,380 x 2,710 x 3,115 mm <sup>3)</sup>	5,428 x 2,775 x 3,146 mm <sup>3)</sup>
Weight <sup>2)</sup>	28,000 kg	40,500 kg
Loading door size (w x h) <sup>2)</sup>	1,200 x 2,143 mm	1,200 x 2,011 mm
Internal crane, option	max. load 250 kg	

<sup>1)</sup> Line detector array CTScan 3-780 <sup>2)</sup> larger values for larger manipulators <sup>3)</sup> Excluding service access areas

# Worldwide offices.

## Germany – Headquarters

Comet Yxlon GmbH  
Essener Bogen 15  
22419 Hamburg  
Germany  
T. +49 40 527 290  
E-mail: [yxlon@comet.tech](mailto:yxlon@comet.tech)  
<https://yxlon.comet.tech>

## USA

Comet Technologies USA, Inc.  
100 Trap Falls Road Ext  
Shelton, CT 06484  
USA  
T. +1 234 284 7849  
E-mail: [yxlon.us@comet.tech](mailto:yxlon.us@comet.tech)

## China

Comet Mechanical Equipment  
(Shanghai) Co., Ltd  
Block B, 1F No.2, Lane 777  
West Guangzhong Road,  
Jingan District  
200072 Shanghai, PRC  
China  
T. +86 21 38720918/992  
E-mail: [yxlon.cn@comet.tech](mailto:yxlon.cn@comet.tech)

## Japan

Comet Technologies Japan KK  
New Stage Yokohama Bldg.  
1st Floor  
1-1-32 Shinurashima-cho  
Kanagawa-ku  
221-0031 Yokohama  
Japan  
T. +81 45 450 1730  
E-mail: [yxlon.jp@comet.tech](mailto:yxlon.jp@comet.tech)

## Taiwan

Comet Technologies Taiwan Ltd.  
1st Floor, No. 120, Guangming Rd.  
Qionglin Township  
Hsinchu County 307001  
Taiwan  
T. +886 35922398  
E-mail: [yxlon.tw@comet.tech](mailto:yxlon.tw@comet.tech)